

# 2025 PRODUCT BROCHURE

SIZE:1500X3000MM

## APPLICATION SPACE



BUSINESS  
CENTER



PUBLIC  
BUILDING



TV  
BACKDROP



SOFA  
BACKDROP



TABLE



KITCHEN  
ISLAND

S I N T E R E D S T O N E

# COMPANY PROFILE

Benaly&bigcc  
Super Headquarters



## ENTERPRISE POSITIONING

As a benchmark in China's sintered stone industry, BIGCC focuses on R&D, manufacturing, sales, and integrated solutions for mid-to-high-end products. Originating from a 2006 ceramic enterprise, it shifted to sintered stone in 2019 and has built a mature industrial ecosystem.

## CORE VALUES

### Operation Philosophy:

Innovation-Driven Leadership, Uncompromising Quality, Extraordinary service, Win-win cooperation;

### Strategic Direction:

Intelligent Manufacturing Enhancement, Core Technical Breakthroughs, Global Network Expansion, Industrial Ecosystem Optimization;

### Corporate Mission:

Empower Employee Development, Deliver Customer Value, Lead Industry Advancement;

### Corporate Vision:

To Become a Global Leader in Sintered Stone Solutions;



## Manufacturing Scale & Capacity:

4

### Intelligent Production Bases

total area: 2,800 mu  $\approx$  187 hectares; 10 intelligent double-layer, production lines, 15 million m<sup>2</sup> annual capacity per base



## Technical Expertise&Quality Assurance:

design options available in stock

1,000\* professional technical team mastering "Continuous Pattern+Seamless Matching Infinite Layout" design technology; 20,000m<sup>2</sup> showroom with full-size specifications and 3,000\* design options available in stock; Strict compliance with international quality management systems ensures products meet the highest standards

3000+

## Supply Chain Support:

20  
million m<sup>2</sup>

### ready inventory for timely delivery

3,000\* in-stock styles across all specifications





# PRODUCT ADVANTAGES AND APPLICATIONS

**15** SIZES

**10** TEXTURE  
SERIES

**8** SURFACE  
FINISHES

## INNOVATIVE PRODUCT ADVANTAGES

### Custom Specifications:

15 sizes×6 thicknesses, full-dimensional customization options to fit diverse scenario requirements

### Diverse Design:

10 texture series (luxury stone/cave stone/wood grain, etc.) + 8 surface finishes (polished/matte, etc.)

### Environmental Standards:

Using eco-friendly processes and materials, compliant with international environmental certifications

## SINTERED STONE APPLICATIONS



LARGE  
PUBLIC SUIT



BUILDING  
CURTAIN WALL



HOME  
DECORATION



WHOLE HOUSE  
CUSTOMIZATION



FINISHED HOME



GROUND



INTEGRATED  
BATHROOM




INTEGRATED  
KITCHEN


**GLOSSY**

**SIZE:1500x3000**

**THICKNESS:9MM**



**TOP KARA WHITE**  
CODE:BNL1539491L




**LML FISH BELLY WHITE**  
CODE:BNL1539472L



**VERONA WHITE**  
CODE:BNL1539475L



**PHANTOM WHITE**  
CODE:BNL1539492L



**COLD RIVER SNOW**  
CODE:BNL1539473L



**FENDI WHITE**  
CODE:BNL1539497L




**FISH BELLY GOLD**  
CODE:BNL1539470L




**FISH BELLY WHITE**  
CODE:BNL1539305L



**CARVING FISH BELLY GOLD**  
CODE:BNL1539308L



**TOP KARA GOLD**  
CODE:BNL1539398L



**SNOW WHITE**  
CODE:BNL1539496L



**XIANGNA**  
CODE:BNL1539187



**ITALIAN STAR WHITE**  
CODE:BNL15391002



**GREEK COUNT WHITE**  
CODE:BNL1539474L



**MESH FISH BELLY GOLD**  
CODE:BNL1539469L

**GLOSSY**

**SIZE:1500x3000**

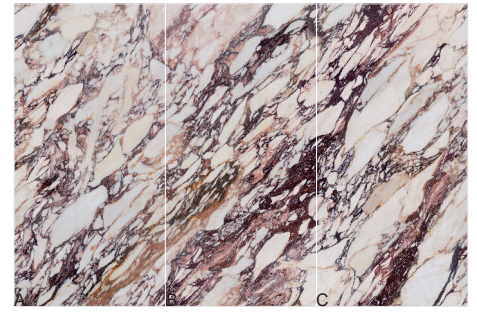
**THICKNESS:9MM**




**ARABESCATO CORCHIA**  
CODE:BNL1539471L




**MESH BVLGARI WHITE**  
CODE:BNL1539490L



**BVLGARI PURPLE**  
CODE:BNL1539412L




**CRYSTAL PANDORA**  
CODE:BNL1539451L




**HERMES PANDORA**  
CODE:BNL1539384L



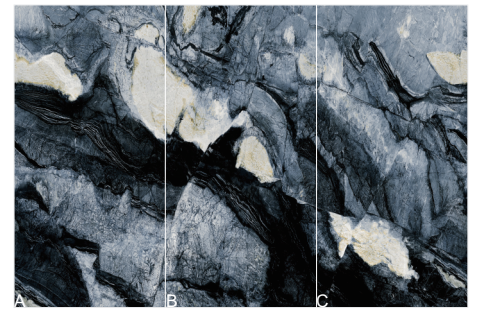
**SNOW MOUNTAIN SILVER FOX**  
CODE:BNL1539411L




**OASIS RAW STONE**  
CODE:BNL1539494L




**TIFFANY GREEN**  
CODE:BNL1539407L




**LOEWE**  
CODE:BNL1539500L




**CONGO GREY-TERRAZZO**  
CODE:BNL1539397L




**STARRY GREY**  
CODE:BNL15396029




**YAO YING DEEP COFFEE**  
CODE:BNL1539493L



**KUNG FU PANDA**  
CODE:BNL1539457L



**LAWRENCE BLACK**  
CODE:BNL1539477L



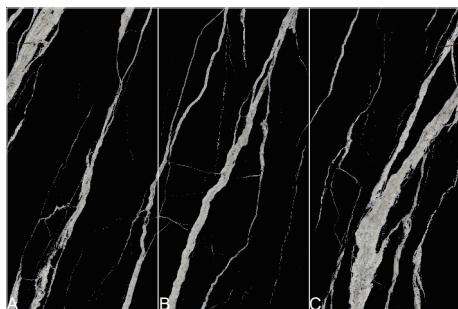
**ANCIENT WOOD MOON SHADOW**  
CODE:BNL15396002

**GLOSSY**

SIZE:1500x3000

THICKNESS:9MM

---



FOSSIL BLACK  
CODE:BNL1539406L


**MATTE**

**SIZE:1500x3000**


**THICKNESS:9MM**



**TOP KARA WHITE**  
CODE:BNL1539491Y




**COLD RIVER SNOW**  
CODE:BNL1539473Y



**CLASSIC BVLGARI**  
CODE:BNL1539Y005




**ARABESCATO CORCHIA**  
CODE:BNL1539471Y




**ITALIAN WHITE GOLD FLOWER**  
CODE:BNL1539Y11



**XIANGNA**  
CODE:BNL1539Y87




**OASIS RAW STONE**  
CODE:BNL1539494Y




**RHYME-ROSE**  
CODE:BNL1539Y04




**SLIGHT HEAT COOL BREEZE**  
CODE:BNL1539Y05




**MIBAI CAVE STONE-SILVER GREY**  
CODE:BNL1539466Y



**SOUTH AMERICAN TEAK  
APRICOT YELLOW**  
CODE:BNL1539155Y



**SOUTH AMERICAN TEAK  
DARK BROWN**  
CODE:BNL1539152Y



**NORTH AMERICAN BLACK WALNUT**  
CODE:BNL1539400Y